



THE ORIGINAL  
MISS *pouty*

## HOTLIPZ REVOLUTION THE WAY LIPS SHOULD LOOK

HOTLIPZ Lip Pump is a revolutionary, cutting edge designed device, enabling you to achieve the most perfect full, thick, sexier and shaped lips out there. The results are unmatched. Combining advanced technology with a hand operated suction pump, you can shape and contour the appearance of your lips, the way you like and naturally.

### **2 in 1 Single and Double Lobed Function:**

Enhance the appearance of the upper and lower lips together or separately. Furthermore, unlike other lip pumps on the market, you can create single or double lobed lips together with one amazing device. No need to go out and buy a second device.

At HOTLIPZ we believe in providing the customer with the best experience at the most affordable prices. The handheld, portable, and absolutely stunningly designed pump, can be used anywhere, whether it is put on your beauty shelf as a status product, or in the handbag as your quick lip fix. It is designed to be used hands free.

### **Takes Just Seconds - Last For Hours:**

Each lip enhancing session literally takes a couple of minute's, yet the results last for hours. You are able to control the size and shape of your lips. You will be able to achieve double or even triple the size lips after using the device, and it won't set you back thousands of pounds. Finally, you can have lips like a Hollywood star, without the side effect of cosmetic surgery, injections, drugs and chemicals.

### **Clinically Proven and Dermatologist Tested:**

The clinically proven and dermatologist tested HOTLIPZ, is totally safe for the intended use. The HOTLIPZ will give some amazing benefits to the appearance of your lips:

- A fuller and poutier upper and lower lip
- Juicy and pouty single or double lobed lips
- Perfect shape between nose and upper lip
- Beautifully contoured Cupid's bow
- Restore aging lips and less wrinkles
- A natural rose colour to your lips

### **Superior HOTLIPZ Materials:**

The HOTLIPZ lip pump is made from the finest, no expense spared materials. The food grade, soft silicone material is eco friendly, non toxic, drug free, totally natural and hypoallergenic.

#### Contents:

HOTLIPZ Lip Pump (Blocker and Divider inside),  
Luxury Storage Pouch, Thank you Card and Leaflet.

# FULLER | THICKER | SEXIER | POUTIER

ALL NATURAL - HYPO ALLERGENIC - DRUG FREE

## Instructions:

Before using the HOTLIPZ lip pump please ensure your lips are clean, oil and makeup free. Please drink water and hydrate the lips before use, ensuring they are smooth, soft and pliable. Dry, cracked or inflamed lips prevent the pump from working correctly. Do not use the HOTLIPZ lip pump on damaged lips.

1. Push the lip pump to your lips ensuring the the lip pump mouth opening is aligned to the centre of your lips. If you are using the lip pump with the divider clip attached (to get double lobed lips), you need to make sure the clip is centered in the midline of your lips (see below instructions how to use the double lobed divider clip).

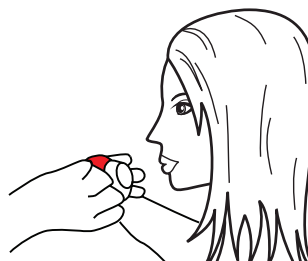

2. Compress the pump to expel air. While the pump is compressed pucker and wiggle your lips as far and as deep as possible into the lip pump. Position your upper and lower lips between the middle platform. Try not to drop saliva into the pump. Breathe through your nose to prevent air from entering the pump. Release the pump. Relax your puckered lips, while they are being pulled into the lip pump.

If you create the perfect suction, the pump will stick to your lips even when you are not holding the pump. You should be able to use the lip pump hands free. Practice definitely makes perfect, so do not worry if the pump falls off your lips. All it means is the suction is not strong enough, so repeat the steps in 2, to get the perfect suction. The major reason for bad suction is because your lips are not pushed deeply enough into the mouthpiece.

3. Once the perfect suction is created, leave the lip pump in place for 2 minutes. If you lose suction during the time, give the lip pump a few more presses to complete your session.

4. To remove the lip pump, compress the lip pump while it is still attached to your lips by suction. Slowly and gently wiggle the lip pump until it comes off easily. Now you can apply your lip make up. The pouty lips should last 2 hours, and will slowly reduce to their normal size during this time. You can repeat your 2 minute routine throughout the day to keep your lips fuller, thicker, sexier and poutier. With continued use, the lips will stay fuller for longer.

5. Once you are finished with the HOTLIPZ lip pump, click the top and bottom back together and store it back in the luxury pouch.



## TIPS:

- If you prefer to work on just the lower lips alone, add the blocker before you follow the steps above (see below how to use the blocker). To create the correct suction, make sure the inner rim of the mouthpiece grips the area surrounding the lips firmly.

- **ONLY HAVE 30 SECONDS?** Try the 30 second pump up method. Compress and release the lip pump 20-30 times while your lips are in the pump.

## How to use the HOTLIPZ double lobed divider clip:

When you first use the HOTLIPZ, the divider clip will be attached in the lip pump. This will mean you are ready to achieve double lobed lips. If you do not want this and want single lobed, simply remove it by pulling it out. It can be removed and clipped back into place with the hand very easily. This way you have the freedom to have double or single lobed lips depending on your mood. If you want to double lobe both the top and bottom lip, you will need to repeat the process twice, as there is only one separator.

## How to use the HOTLIPZ blocker:

To enhance the lower lips or upper lips separately, take the ½ moon shaped blocker and plug the upper chamber or lower chamber of the mouthpiece respectively.

### Safety:


- Do not use on damaged, bruised or swollen lips.
- Do not use if you have a condition where you are prone to bleeding.
- Do not use if you have lip implants.
- For sole use only.

### Caution:

- The lips may look a little blue or red after using the lip pump. This is normal due to lack of oxygen to the lips when using the HOTLIPZ. They will return to a natural shade within a few minutes.
- Keep the lip pump clean, including any moving parts, to ensure safety and hygiene.

### Care and Storage:

- Store in clean, cool and dry place. Keep away from children.
- Wash your lip pump after every use. Wash with mild dishwasher soap in cool water. Use a small toothbrush to clean the pump on the inside. Soak the lip pump after use, and remove water from inside the pump with a rolled up napkin. Repeat until water is fully soaked up and let the HOTLIPZ air dry before storage. A clean pump will last longer and create better suction.



Legal Disclaimer: Under no circumstances will Hotlipz be liable for any adverse effects caused by use of products sold by Hotlipz. Please follow the instructions carefully in order to achieve the results you desire without any adverse effects. Consult professional medical advice when appropriate. This is not a medical device, and the product is not intended to diagnose, treat, cure or prevent illness or disease.

Designed in the U.K, Made in P.R.C